

CANTEK

C372

37" WIDEBELT SANDER



C372 | 37" WIDEBELT SANDER

Accomplish your tasks without worrying about the performance of your sander.


The Cantek C372 37" Two Head Widebelt Sander is perfect for any small to mid-sized shops looking to achieve outstanding results. Its robust construction is the best in its class and provides superior sanding results. The flexibility with quick change abrasive belts, allow for more applications in a shorter time frame, helping to assist and meet deadlines. The C372 has a relatively small footprint providing greater access for smaller shops to accomplish bigger results. Equipped with motorized thickness adjustment with digital input control with settings to 0.001" / 0.01mm for precise table setting without compromise!



Four elevation screws




Over height material gate and emergency bump bar



Electronic belt tracking




Adjustable sanding platen



Rubber contact drums



Variable feed speed adjustment



Control panel with digital thickness control and ammeters for load monitoring



Pneumatic conveyor belt tracking



Pneumatic disc brakes for sanding heads

Key Advantages.

- Two sanding heads
 - First Head: Rubber contact drum with 7" diameter drum
 - Second Head: Combination head with 5" diameter drum and 2" wide platen
- Electronic belt tracking for optimum belt life and sanding results
- Ammeter for load monitoring to ensure the proper amount of material is being removed according to the selected grit.
- Disc brake on main motor allows for faster belt changes
- Pneumatic belt tensioning with quick release outboard support to facilitate fast belt changes.
- Double infeed and outfeed pressure rolls for superior part hold down
- Four table raising jack screws
- Material over-height limit switch
- Hour meter records the actual running time of the machine which can be used to provide timely maintenance for the machine
- Interlocks located on all access doors.

Specifications.

Abrasive belt size	37" X 60"
Main motor (First Head)	20 HP
Main motor (Second Head)	15 HP
Feed motor	2HP
Table rise/fall motor	1/2 HP
Maximum width stock	36"
Minimum part length	13"
Maximum thickness opening	5"
Feed speed: variable	13 to 52 FPM
Passline height	33" - 38"
Infeed table	11-1/2"
Dust outlet	4 @ 4"
Compressed air usage	2 CFM @ 90 PSI
New weight	3300 lbs
Machine dimensions	74" X 64" X 70"